

TriCab CEE form inlets are designed and tested to IEC 60309. They are IP67 rated, impact resistant and UV stabilized, making them suitable for most indoor and outdoor applications.

Current ratings from 16 to 125 Amps.

Typical applications include:

- Commercial / Industrial
- Manufacturing
- Temporary power
- Mobile machinery and equipment

Materials

- Body: Polycarbonate PC
- Terminals: Brass
- Seal ring: rubber

Operating Temperature


- -40°C to 110°C
- -40°F to 230°F

Standards

- IEC 60309
- AS/NZS 60529, IEC 60529




Front



Back

Product Code	No. Pin	Rating	Voltage	No. Phase	IP Rating
	Pin	A	V	Phase	
J32-AAXX/3P16	3	16	240	1	IP67
J32-AAXX/4P32	4	32	415	3	IP67
J32-AAXX/5P32	5	32	415	3	IP67
J32-AAXX/5P63	5	63	415	3	IP67
J32-AAXX/5P125	5	125	415	3	IP67

- 1 Make sure that the cable is de-energised. Remove the back-insulation cap by pushing the clip on the side of the back cap. (16A and 32A) (for 63A and 125A, use the screw to remove the back insulation.)



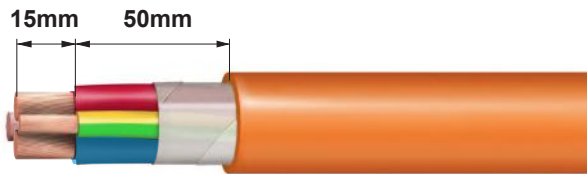
16A /32A



63A /125A

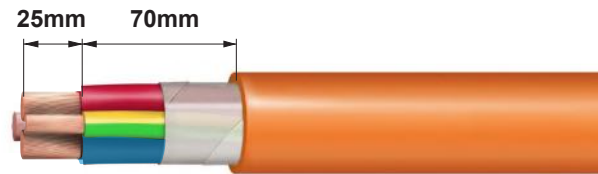
- 2 Strip flexible cable at lengths as shown in pictures below, insert conductors into correct connection terminals. Pay attention to the marking of the terminals and ensure that the assignment of the individual conductors to the terminals is correct.
- 3 Tighten the screw to fix the cables with terminals. Double check if the cables are properly fixed with the terminals.
- 4 Re-assemble the back-insulation cap with the screw. Securely fixed the body to panel. Make sure that the seal ring is located properly.

Stripping Lengths



Conductors Insulated Cores Outer Sheathing

16-63A



Conductors Insulated Cores Outer Sheathing

125A

Recommended TriCab cable size

4-Core Cable

TriCab Conductor	Cable Rating	3-Phase 4-Pins Plug			
		16A	32A	63A	125A
mm ²	A				
2.5	32				
4	42		✓		
6	54				
10	75				
16	99				

5-Core Cable

TriCab Conductor	Cable Rating	3-Phase 5-Pins Plug			
		16A	32A	63A	125A
mm ²	A				
4	42				
6	54		✓		
16	99			✓	
25	131				✓
35	162				✓

This Installation Guide was designed with great care and proper testing before publication to ensure the product works perfectly with TriCab flexible cables. However, when using this product with different cables other than TriCab flexible cables, it is sole responsibility of user to make their own tests, calculations to determine the suitability. TriCab is not liable for any errors, omissions, damages etc. due to improper use of this product, included but not limited to improper installation deviating from this Guide, safety and warning rules violation, using unsuitable cable other than TriCab flexible cable. TriCab reserves the right to modify this Installation Guide at any time without prior notice.