

TriCab CEE form plugs and sockets are designed and tested to IEC 60309. They are IP67 rated, impact resistant and UV stabilized, making them suitable for most indoor and outdoor applications.

Current ratings from 16 to 125 Amps.

Typical applications include:

- Commercial / Industrial
- Manufacturing
- Temporary power
- Mobile machinery and equipment

### Materials


- Body, locking nut, seal gland: Polycarbonate PC
- Terminals: Brass
- Seal ring: rubber

### Operating Temperature

- -40°C to 110°C
- -40°F to 230°F


### Standards

- IEC 60309
- AS/NZS 60529, IEC 60529



Product Code	No. Pin	Rating	Voltage	No. Phase	IP Rating
	Pin	A	V	Phase	
J30-AAXX/3P16	3	16	250	1	IP67
J30-AAXX/4P32	4	32	415	3	IP67
J30-AAXX/5P32	5	32	415	3	IP67
J30-AAXX/5P63	5	63	415	3	IP67
J30-AAXX/5P125	5	125	415	3	IP67

- 1** Make sure that the cable is de-energised. Remove the **top body** using a flat screw driver to push the lock plate and then rotate the **body** to unlock (for 16-63A model), or using a philip screw driver to remove assembly screws (for 125A model).
- 2** Remove **lock nut, seal gland and seal ring** from **body**
- 3** Strip flexible cable at lengths as shown, insert **lock nut, seal gland, seal ring** and **body** through cable.
- 4** Insert conductors into correct connection terminals as marked and tighten screws to make secured contacts between conductors and terminals.
- 5** Insert **top body** back to **body** and simply twist until “click” sound to ensure securely tightened.
- 6** Slide **seal gland, seal ring** to **body** and tighten **lock nut** to complete the seal.

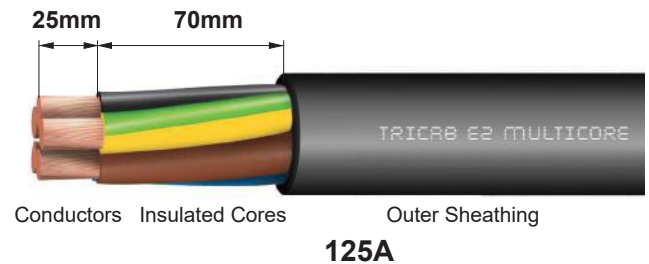
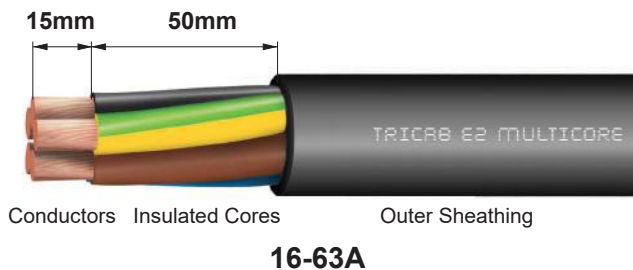


16-63A



125A

### Stripping Lengths



### Recommended TriCab cable size

#### EZ / 4-Core Cable

TriCab Conductor	Cable Rating	3-Phase 4-Pins Plug			
		16A	32A	63A	125A
mm <sup>2</sup>	A				
2.5	32				
4	42		✓		
6	54				
10	75				
16	99				

#### EZ / 5-Core Cable

TriCab Conductor	Cable Rating	3-Phase 5-Pins Plug			
		16A	32A	63A	125A
mm <sup>2</sup>	A				
4	42				
6	54		✓		
16	99			✓	
25	131				✓
35	162				✓

This Installation Guide was designed with great care and proper testing before publication to ensure the product works perfectly with TriCab flexible cables. However, when using this product with different cables other than TriCab flexible cables, it is sole responsibility of user to make their own tests, calculations to determine the suitability. TriCab is not liable for any errors, omissions, damages etc. due to improper use of this product, included but not limited to improper installation deviating from this Guide, safety and warning rules violation, using unsuitable cable other than TriCab flexible cable. TriCab reserves the right to modify this Installation Guide at any time without prior notice.